

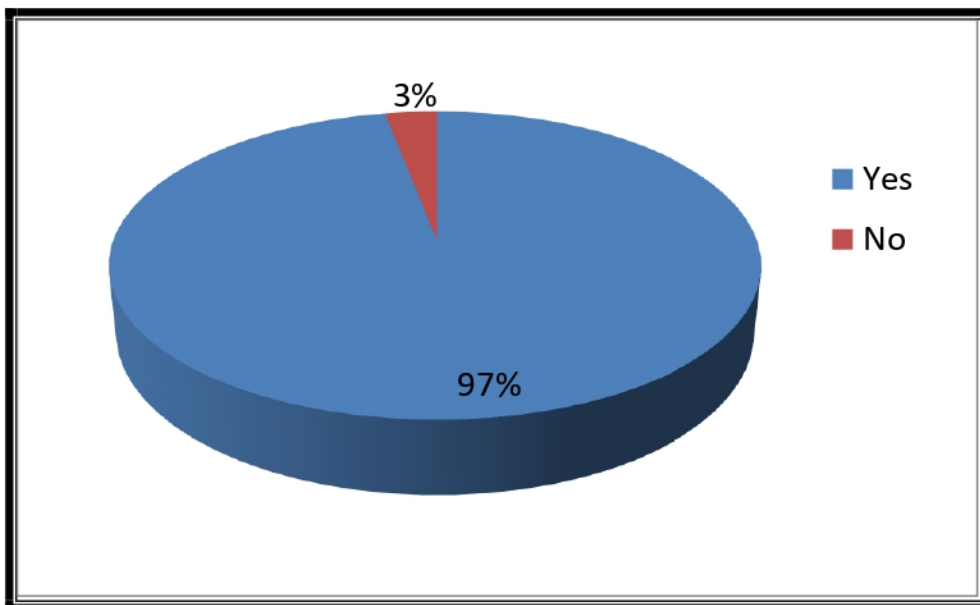


UNION EDUCATION SOCIETY'S
MAHILA MAHAVIDYALAYA, SOLAPUR
STUDENT FEEDBACK

Table 1: Satisfied with present Syllabus.

Yes		No	
N	%	No	%
97	97.00%	3	3.00%

Chart 1: Satisfied with present syllabus




NAAC Co-Ordinator
U.E.S. Mahila Mahavidyalaya
Solapur.




I/c. Principal
U. E. S. Mahila Mahavidyalaya,
Solapur.

STUDENTS FEEDBACK ANALYSIS REPORT

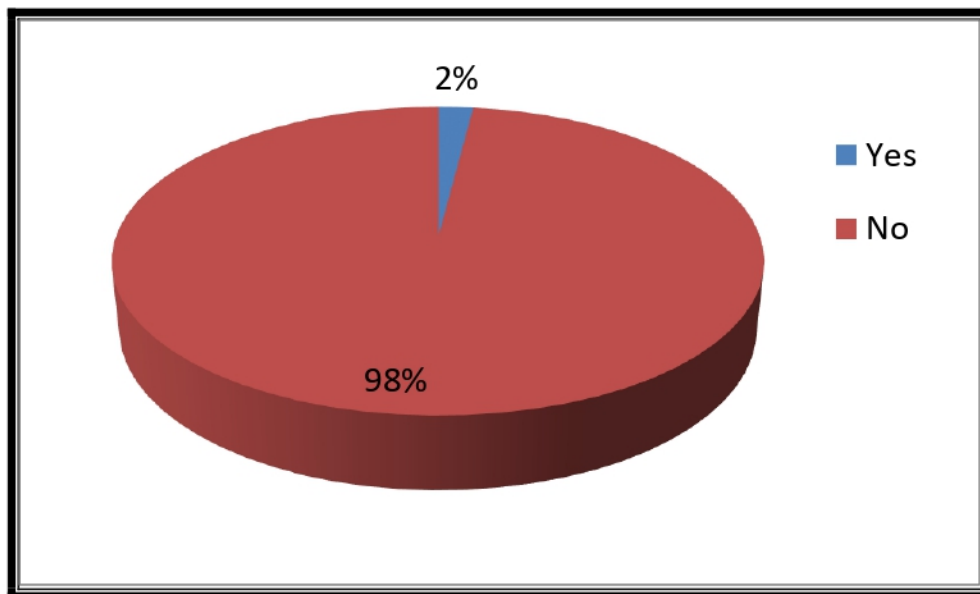


UNION EDUCATION SOCIETY'S
MAHILA MAHAVIDYALAYA, SOLAPUR
STUDENT FEEDBACK

Table 2: Expected change in Syllabus.

Yes		No	
N	%	No	%
2	2.00%	98	98.00%

Chart 2: Expected change in Syllabus.




NAAC Co-Ordinator
U.E.S. Mahila Mahavidyalaya
Solapur.




I/c. Principal
U. E. S. Mahila Mahavidyalaya,
Solapur.

STUDENTS FEEDBACK ANALYSIS REPORT



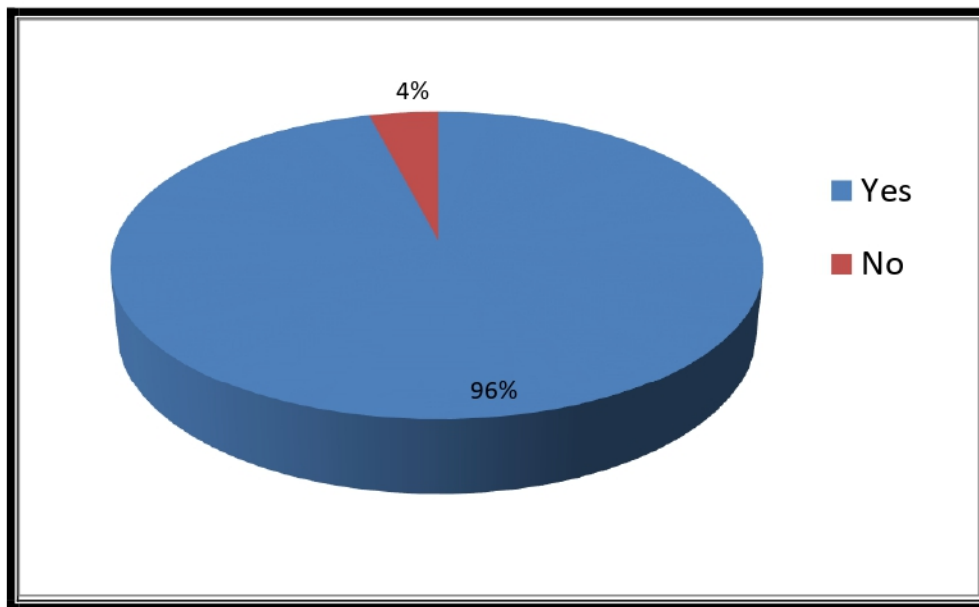
UNION EDUCATION SOCIETY'S MAHILA MAHAVIDYALAYA, SOLAPUR

STUDENT FEEDBACK

Table 3: Do you feel Syllabus is up to mark.

Yes		No	
N	%	No	%
96	96.00%	4	4.00%

Chart 3: Do you feel Syllabus is up to mark.




NAAC Co-Ordinator
U.E.S. Mahila Mahavidyalaya
Solapur.




I/c. Principal
U. E. S. Mahila Mahavidyalaya,
Solapur.

STUDENTS FEEDBACK ANALYSIS REPORT

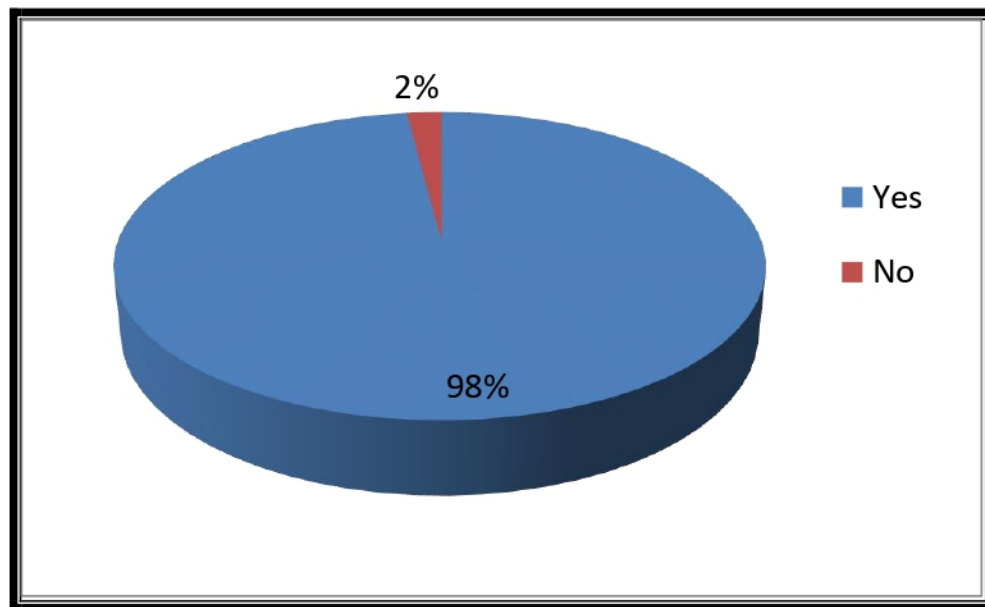


UNION EDUCATION SOCIETY'S
MAHILA MAHAVIDYALAYA, SOLAPUR
STUDENT FEEDBACK

Table 4: Satisfied with present syllabus you selected.

Yes		No	
N	%	No	%
98	98.00%	2	2.00%

Chart 4: Satisfied with present syllabus you selected.



Anneb
NAAC Co-Ordinator
U.E.S. Mahila Mahavidyalaya
Solapur.



SJA
I/c. Principal
U.E.S. Mahila Mahavidyalaya,
Solapur.

STUDENTS FEEDBACK ANALYSIS REPORT

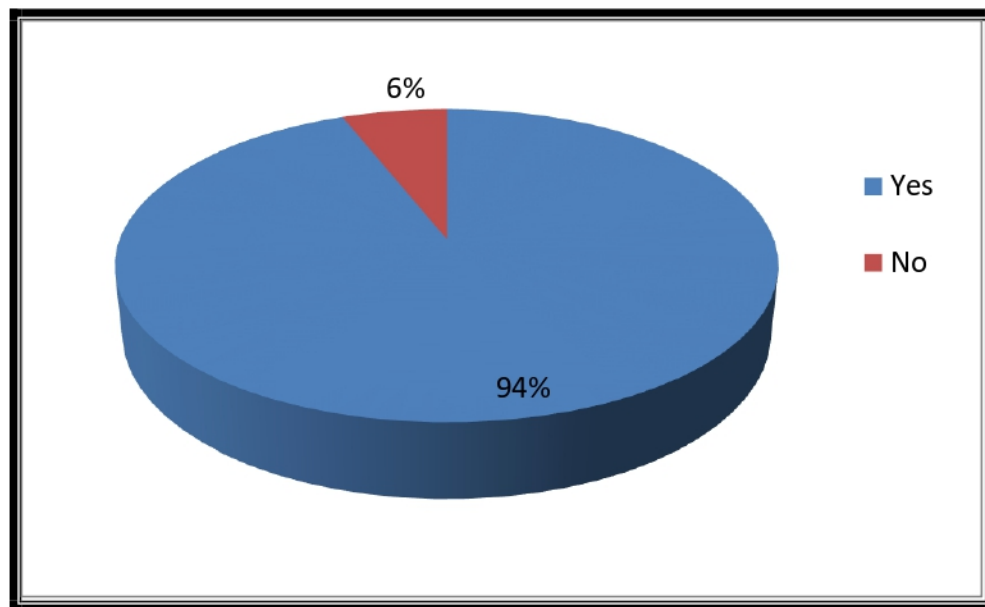


UNION EDUCATION SOCIETY'S
MAHILA MAHAVIDYALAYA, SOLAPUR
STUDENT FEEDBACK

Table 5: Do you get practical knowledge from present syllabus.

Yes		No	
N	%	No	%
94	94.00%	6	6.00%

Chart 5: : Do you get practical knowledge from present syllabus.




NAAC Co-Ordinator
U.E.S. Mahila Mahavidyalaya
Solapur.




I/c. Principal
U. E. S. Mahila Mahavidyalaya,
Solapur.



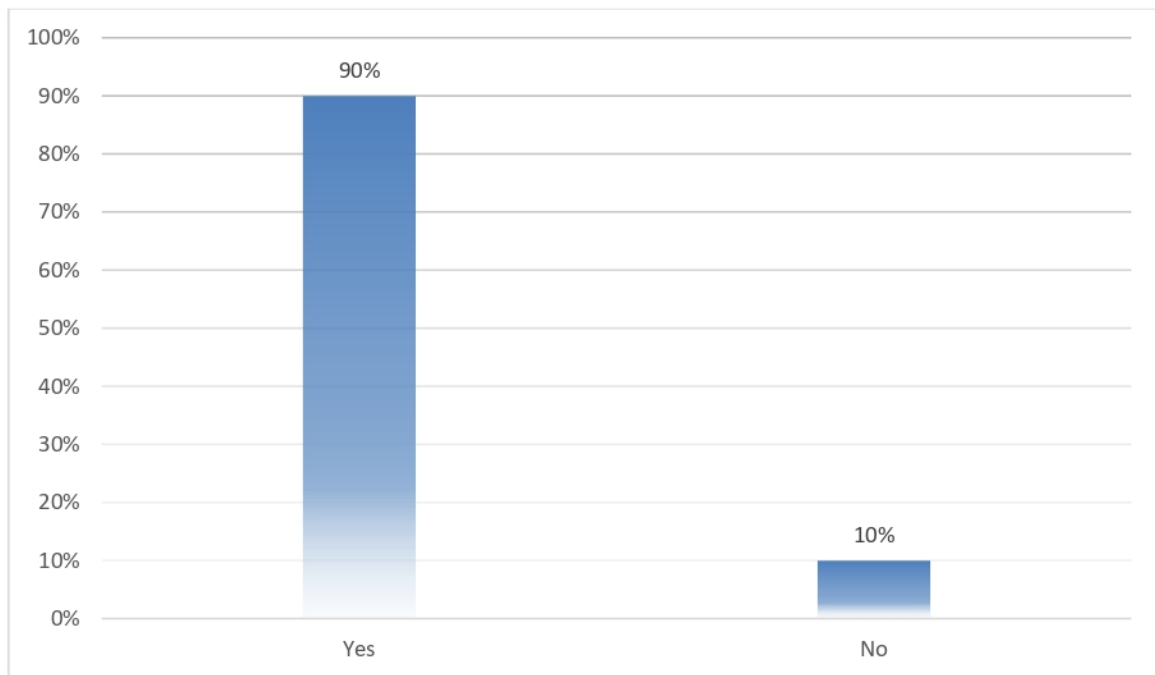
UNION EDUCATION SOCIETY'S
MAHILA MAHAVIDYALAYA, SOLAPUR
PARENT FEEDBACK

Table 1: Fulfillment of present academic curriculum.

			Curriculum Fulfillment		Total
			Yes	No	
YEAR	2022-2023	Count	18	2	20
		%	90.00%	10.00%	100%

PARENT FEEDBACK

Chart 2: Satisfied with section of curriculum by your children.



PARENTS FEEDBACK ANALYSIS REPORT



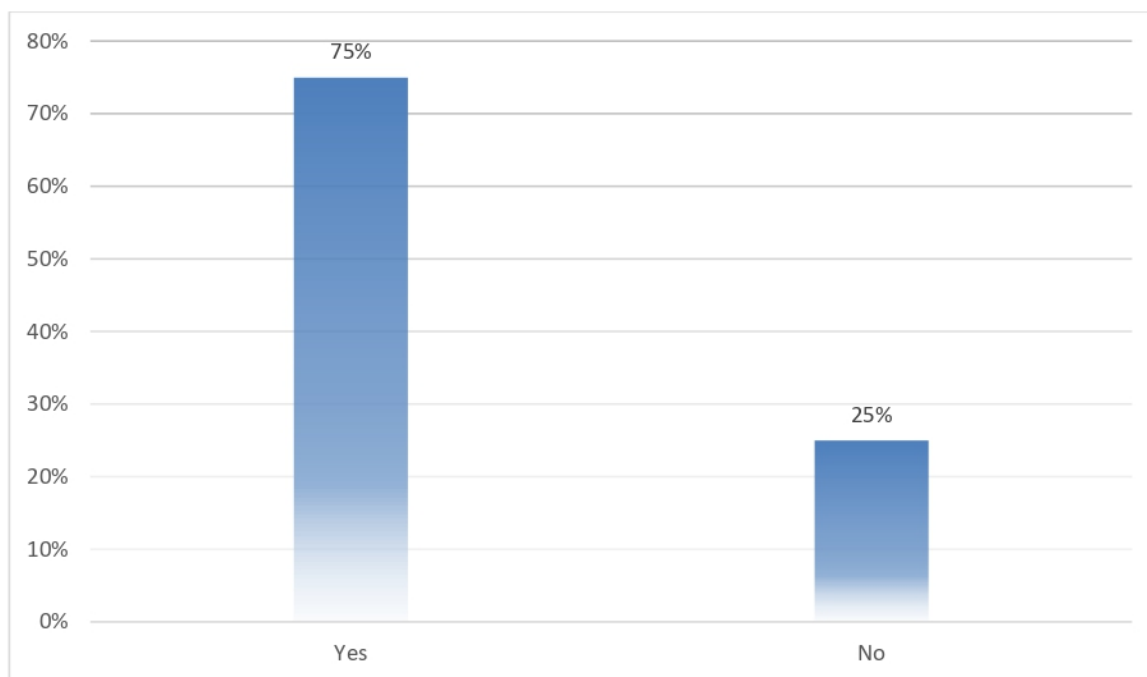
UNION EDUCATION SOCIETY'S
MAHILA MAHAVIDYALAYA, SOLAPUR
PARENT FEEDBACK

Table 2: Satisfied with section of curriculum by your children.

		Satisfied Curriculum by your children		Total	
		Yes	No		
YEAR	2022-2023	Count	15	5	20
		%	75.00%	25.00%	100%

PARENT FEEDBACK

Chart 2: Satisfied with section of curriculum by your children.



Anish
NAAC Co-Ordinator
U.E.S. Mahila Mahavidyalaya
Solapur.



SHR
I/c. Principal
U. E. S. Mahila Mahavidyalaya,
Solapur

PARENTS FEEDBACK ANALYSIS REPORT



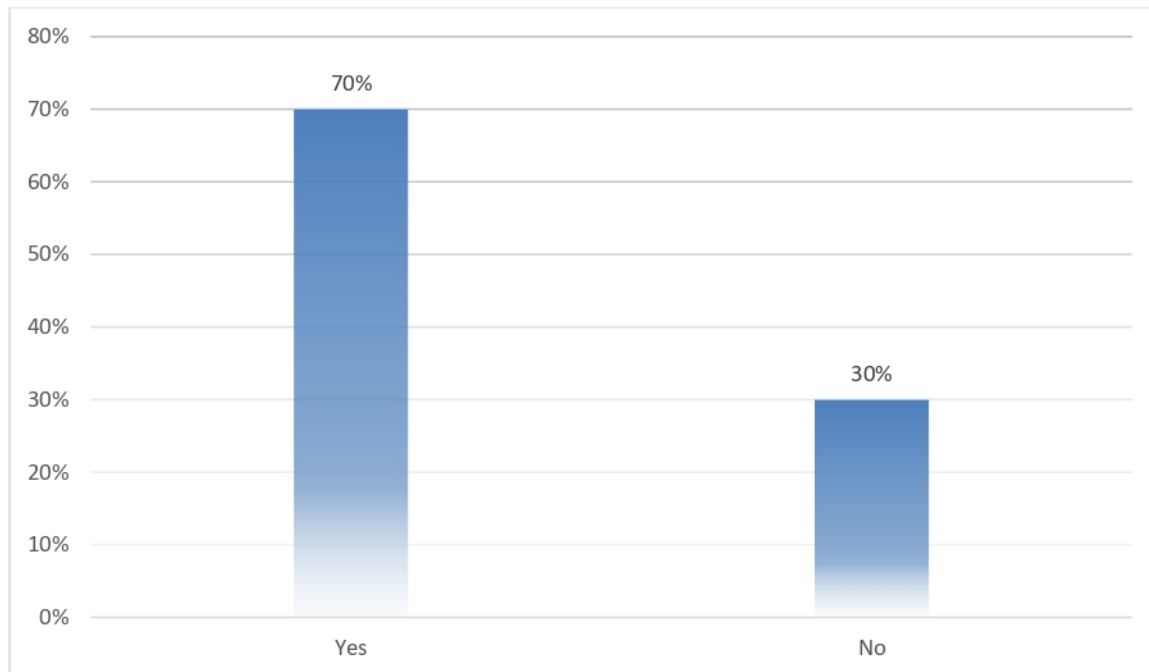
UNION EDUCATION SOCIETY'S
MAHILA MAHAVIDYALAYA, SOLAPUR
PARENT FEEDBACK

Table 3: Practical Knowledge Satisfied through Curriculum.

		Practical Knowledge through Curriculum		Total
		Yes	No	
YEAR	2022-2023	Count	14	20
		%	70.00%	30.00%

PARENT FEEDBACK

Chart 3: Practical Knowledge Satisfied through Curriculum.



Amit
NAAC Co-Ordinator
U.E.S. Mahila Mahavidyalaya
Solapur.



SHR
I/c. Principal
U. E. S. Mahila Mahavidyalaya,
Solapur

PARENTS FEEDBACK ANALYSIS REPORT



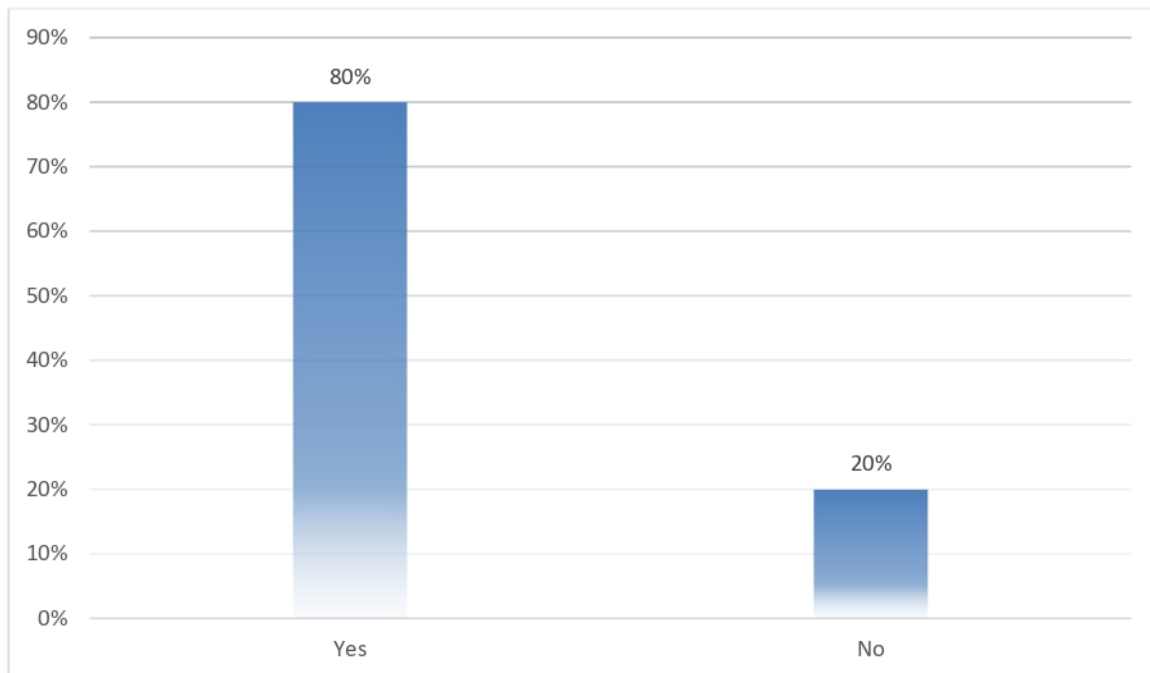
UNION EDUCATION SOCIETY'S
MAHILA MAHAVIDYALAYA, SOLAPUR
PARENT FEEDBACK

Table 4: Skill development satisfied through Curriculum.

			Skill development through Curriculum		Total
			Yes	No	
YEAR	2022-2023	Count	16	4	20
		%	80.00%	20.00%	100%

PARENT FEEDBACK

Chart 4: Skill development Satisfied through Curriculum.



[Signature]
NAAC Co-Ordinator
U.E.S. Mahila Mahavidyalaya
Solapur.



[Signature]
I/c. Principal
U. E. S. Mahila Mahavidyalaya,
Solapur.

PARENTS FEEDBACK ANALYSIS REPORT



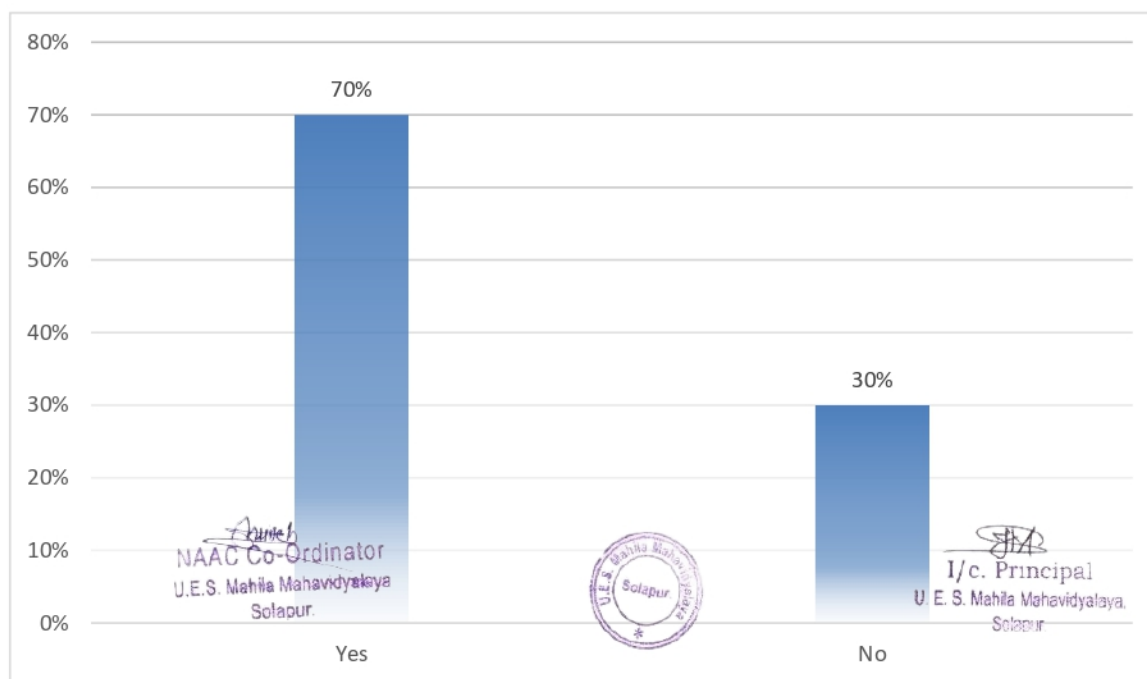
UNION EDUCATION SOCIETY'S
MAHILA MAHAVIDYALAYA, SOLAPUR
PARENT FEEDBACK

Table 5: Fulfillment of Social and National needs Satisfied through Curriculum.

		Social and National Needs		Total
		Yes	No	
YEAR	2022-2023	Count	14	20
		%	70.00%	30.00%

PARENT FEEDBACK

Chart 5: Fulfillment of Social and National needs Satisfied through Curriculum.



PARENTS FEEDBACK ANALYSIS REPORT



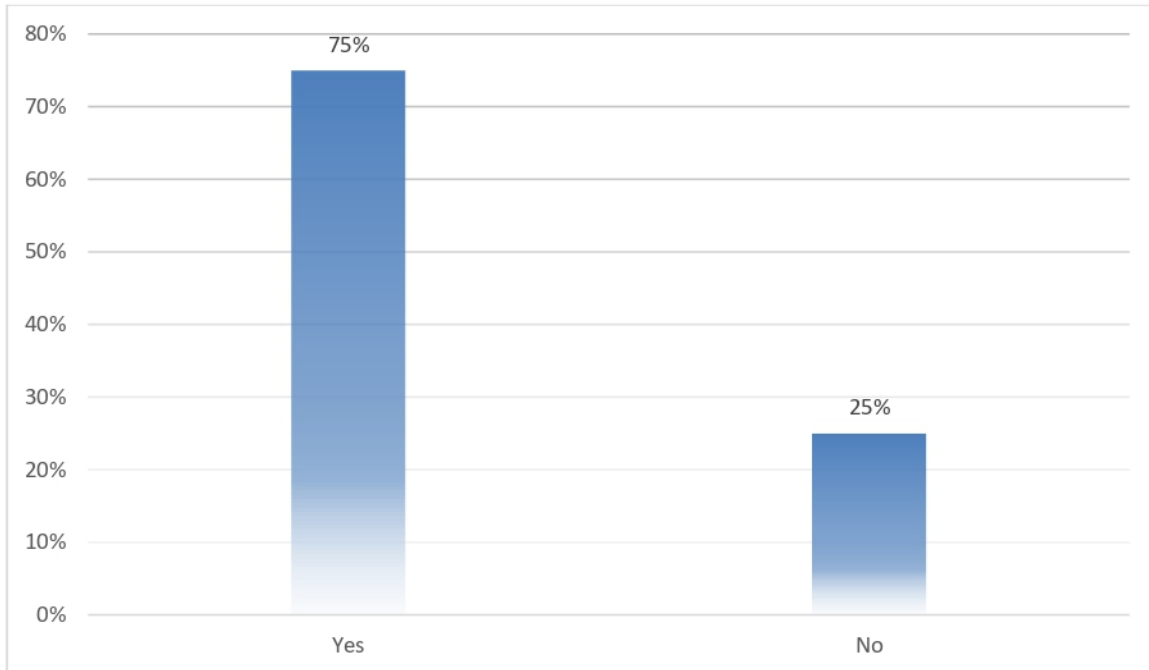
UNION EDUCATION SOCIETY'S
MAHILA MAHAVIDYALAYA, SOLAPUR
PARENT FEEDBACK

Table 6: Satisfied with current Curriculum of your child.

			Satisfied with Current Curriculum		Total
			Yes	No	
YEAR	2022-2023	Count	15	5	20
		%	75.00%	25.00%	100%

PARENT FEEDBACK

Chart 6: Satisfied with current Curriculum of your child.



Arunab
NAAC Co-Ordinator
U.E.S. Mahila Mahavidyalaya
Solapur.



SJA
I/c. Principal
U. E. S. Mahila Mahavidyalaya,
Solapur.

PARENTS FEEDBACK ANALYSIS REPORT



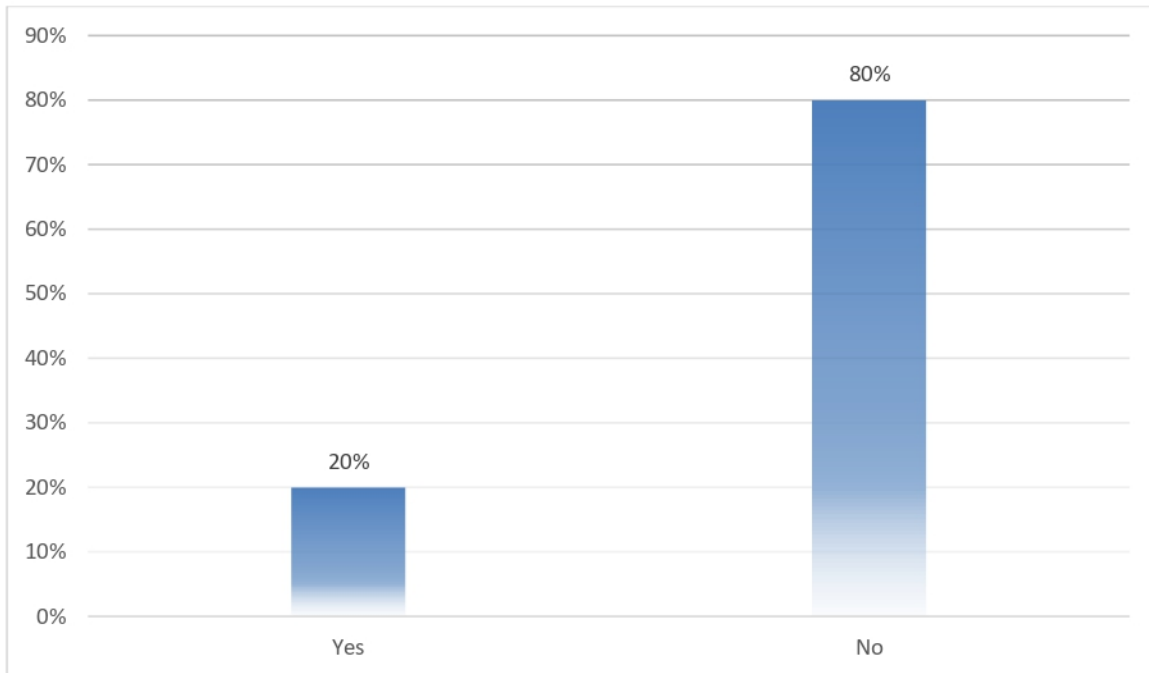
UNION EDUCATION SOCIETY'S
MAHILA MAHAVIDYALAYA, SOLAPUR
PARENT FEEDBACK

Table 7: Do you expecting change in curriculum.

		Change in Curriculum		Total	
		Yes	No		
YEAR	2022-2023	Count	4	16	20
		%	20.00%	80.00%	100%

PARENT FEEDBACK

Chart 7: Do you expecting change in Curriculum.



[Signature]
NAAC Co-Ordinator
U.E.S. Mahila Mahavidyalaya
Solapur.



[Signature]
I/c. Principal
U. E. S. Mahila Mahavidyalaya,
Solapur



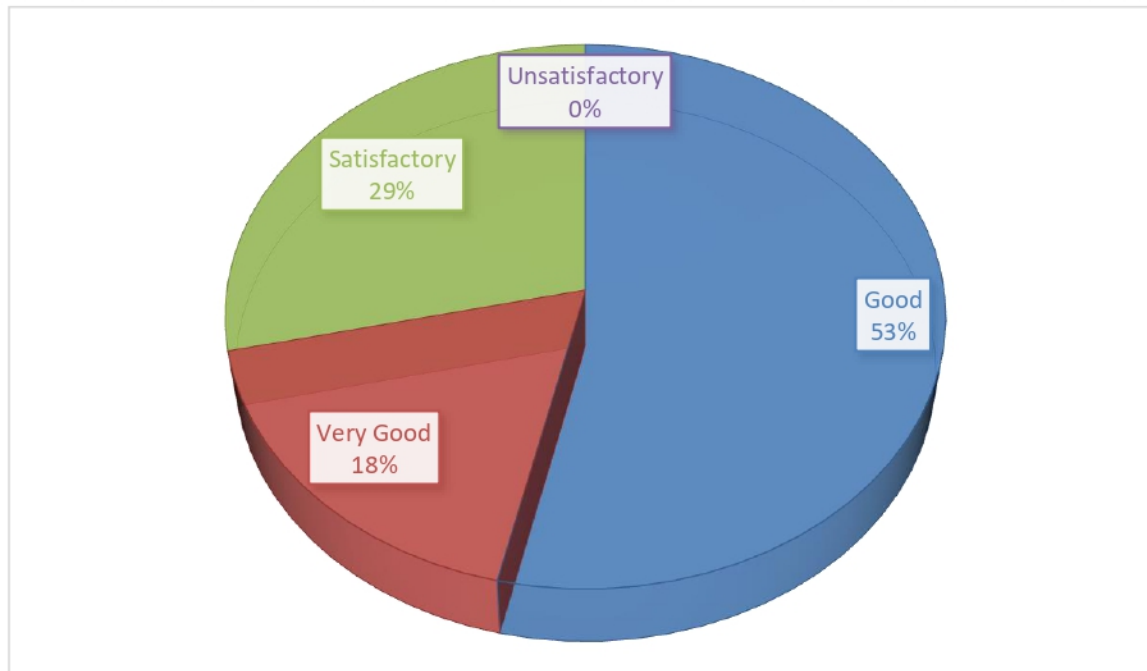
UNION EDUCATION SOCIETY'S
MAHILA MAHAVIDYALAYA, SOLAPUR
ALUMNI FEEDBACK


Table 1: Curriculum design is suitable for meeting the overall development of students.

		Curriculum suitable for development of students				Total	
		Very Good	Good	Satisfactory	Unsatisfactory		
YEAR	2022-2023	Count	15	5	8	0	28
		%	53.57%	17.86%	28.57%	0.00%	100%

ALUMI FEEDBACK ANALYSIS REPORT

Chart 1: Curriculum design is suitable for meeting the overall development of st




NAAC Co-Ordinator
U.E.S. Mahila Mahavidyalaya
Solapur.




I/c. Principal
U. E. S. Mahila Mahavidyalaya,
Solapur.

ALUMNI FEEDBACK ANALYSIS REPORT



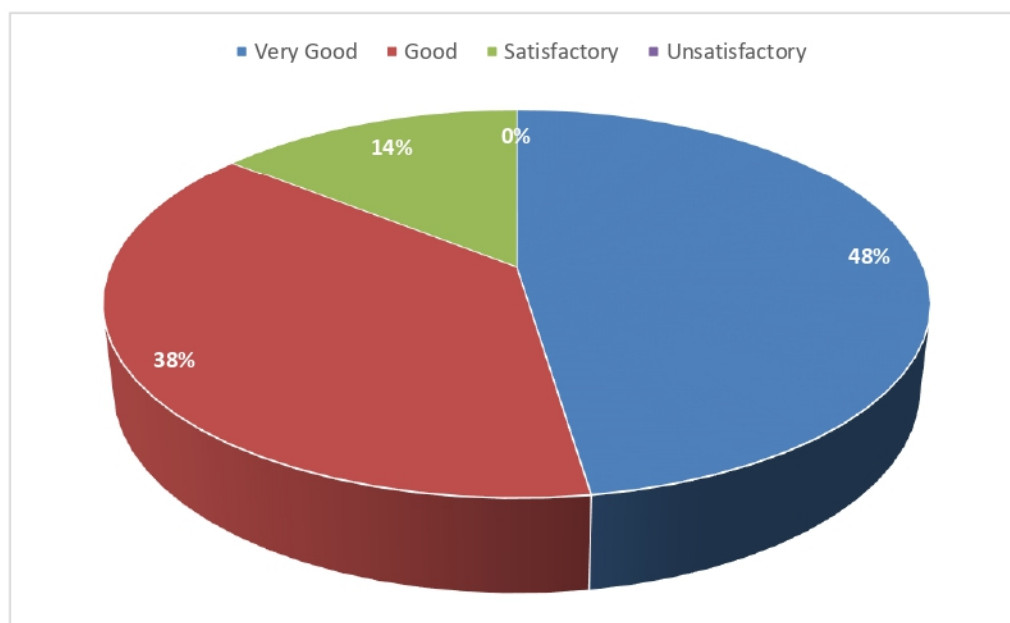
UNION EDUCATION SOCIETY'S
MAHILA MAHAVIDYALAYA, SOLAPUR
ALUMNI FEEDBACK

Table 2: Does curriculum develop the global Competences of students.

			Global Competenes				Total
			Very Good	Good	Satisfactory	Unsatisfactory	
YEAR	2022-2023	Count	10	8	3	0	21
		%	47.62%	38.09%	14.29%	0.00%	100%

ALUMNI FEEDBACK

Chart 2: Does curriculum develop the global Competences of students.



Amesh
NAAC Co-Ordinator
U.E.S. Mahila Mahavidyalaya
Solapur.



S.M.
I/c. Principal
U. E. S. Mahila Mahavidyalaya,
Solapur.

ALUMNI FEEDBACK ANALYSIS REPORT



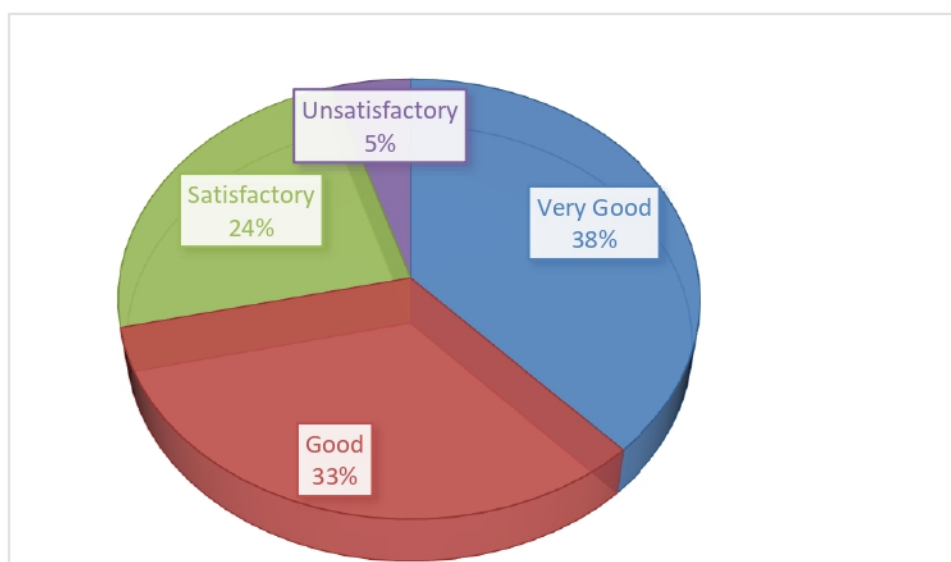
UNION EDUCATION SOCIETY'S
MAHILA MAHAVIDYALAYA, SOLAPUR
ALUMNI FEEDBACK

Table 3: Curriculum suitable for employability in the present scenario.

		Employability				Total	
		Very Good	Good	Satisfactory	Unsatisfactory		
YEAR	2022-2023	Count	8	7	5	1	21
		%	38.10%	33.33%	23.80%	4.77%	100%

ALUMNI FEEDBACK

Chart 3: Curriculum suitable for employability in the present scenario.




NAAC Co-Ordinator
U.E.S. Mahila Mahavidyalaya
Solapur.




I/c. Principal
U. E. S. Mahila Mahavidyalaya,
Solapur.

ALUMNI FEEDBACK ANALYSIS REPORT



UNION EDUCATION SOCIETY'S MAHILA MAHAVIDYALAYA, SOLAPUR

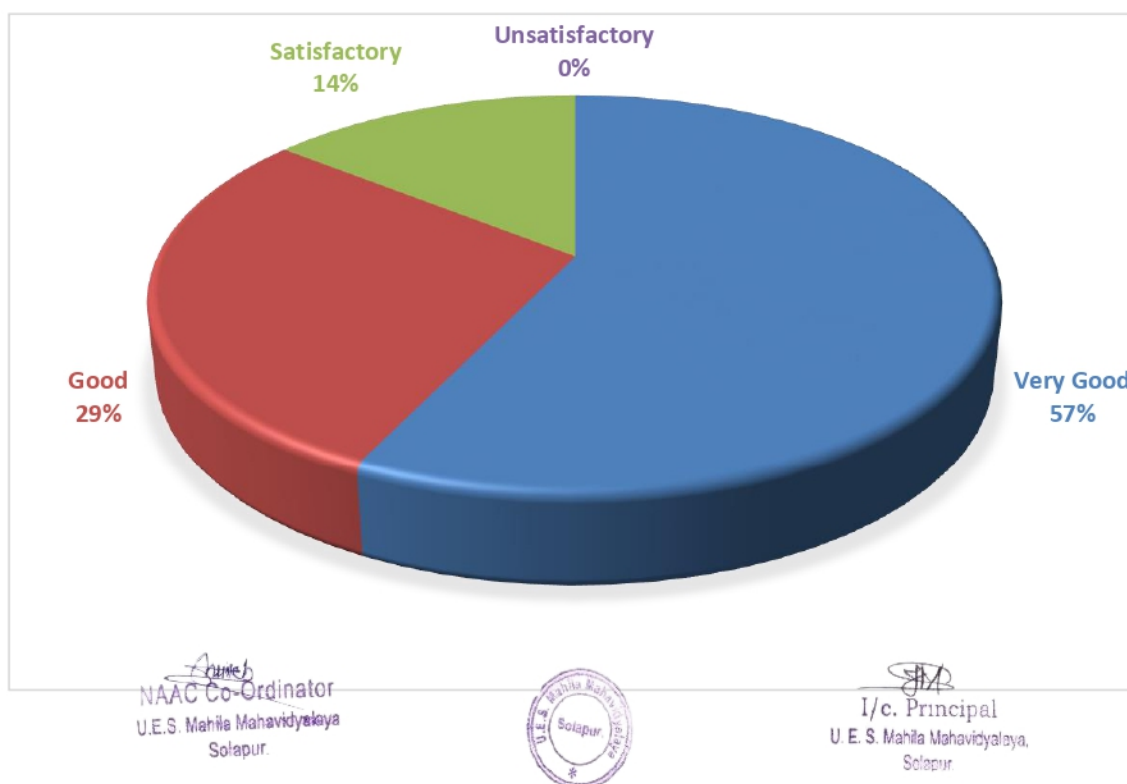
ALUMNI FEEDBACK

Table 4: Curriculum designed for value based.

			Value Based				Total
			Very Good	Good	Satisfactory	Unsatisfactory	
YEAR	2022-2023	Count	12	6	3	0	21
		%	57.14%	28.58%	14.28%	0.00%	100%

ALUMNI FEEDBACK

Chart 4: Curriculum designed for value based.



ALUMNI FEEDBACK ANALYSIS REPORT



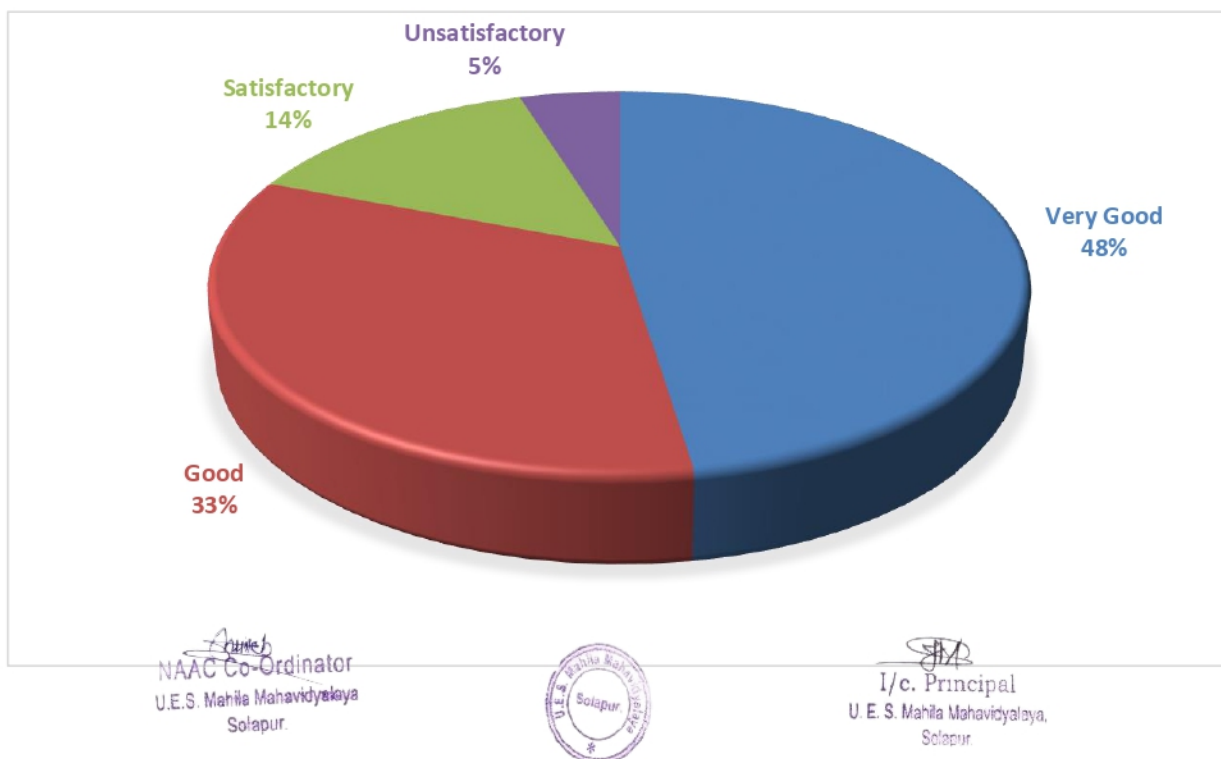
UNION EDUCATION SOCIETY'S
MAHILA MAHAVIDYALAYA, SOLAPUR
ALUMNI FEEDBACK

Table 5: Curriculum based on regional/national needs.

		Regional / National Needs				Total	
		Very Good	Good	Satisfactory	Unsatisfactory		
YEAR	2022-2023	Count	10	7	3	1	21
		%	47.61%	33.33%	14.29%	4.77%	100%

ALUMNI FEEDBACK

Chart 5: Curriculum based on regional/national needs.



ALUMNI FEEDBACK ANALYSIS REPORT



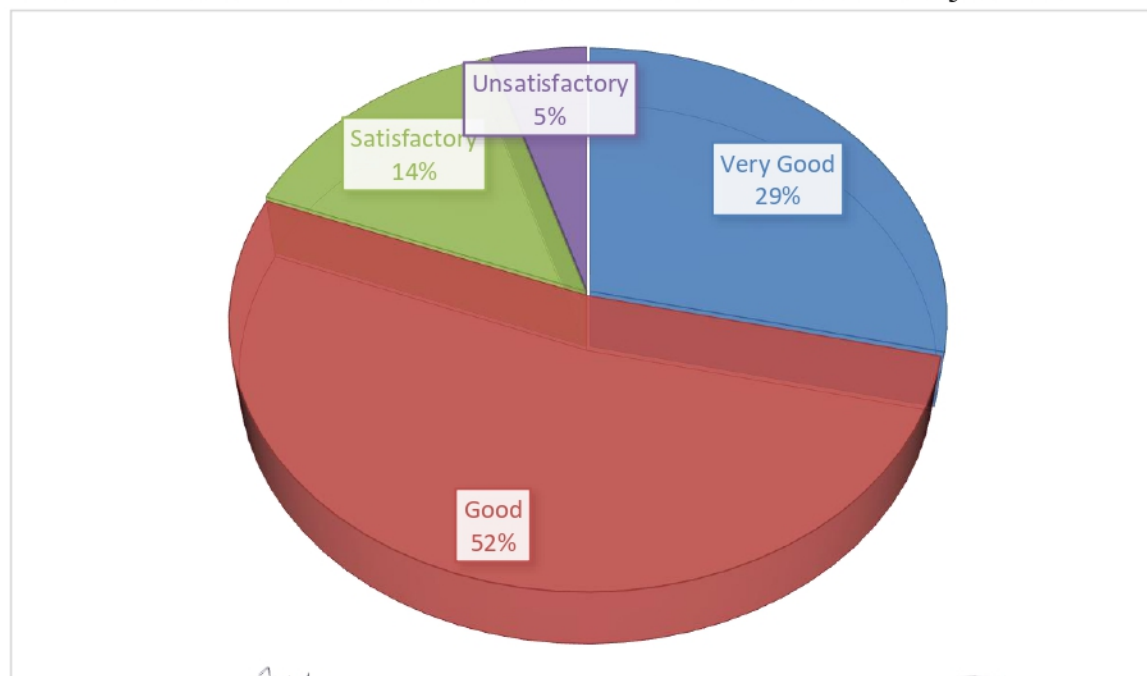
UNION EDUCATION SOCIETY'S
MAHILA MAHAVIDYALAYA, SOLAPUR
ALUMNI FEEDBACK

Table 6: Curriculum Allied with the Institutional Goals and Objectives.

		Allied with Institutional Goals and Objectives				Total
		Very Good	Good	Satisfactory	Unsatisfactory	
YEAR	2022-2023	6	11	3	1	21
		28.57%	52.38%	14.29%	4.76%	100%

ALUMNI FEEDBACK

Chart 6: Curriculum Allied with the Institutional Goals and Objectives.



[Signature]
NAAC Co-Ordinator
U.E.S. Mahila Mahavidyalaya
Solapur.



[Signature]
I/c. Principal
U. E. S. Mahila Mahavidyalaya,
Solapur.

ALUMNI FEEDBACK ANALYSIS REPORT



UNION EDUCATION SOCIETY'S MAHILA MAHAVIDYALAYA, SOLAPUR

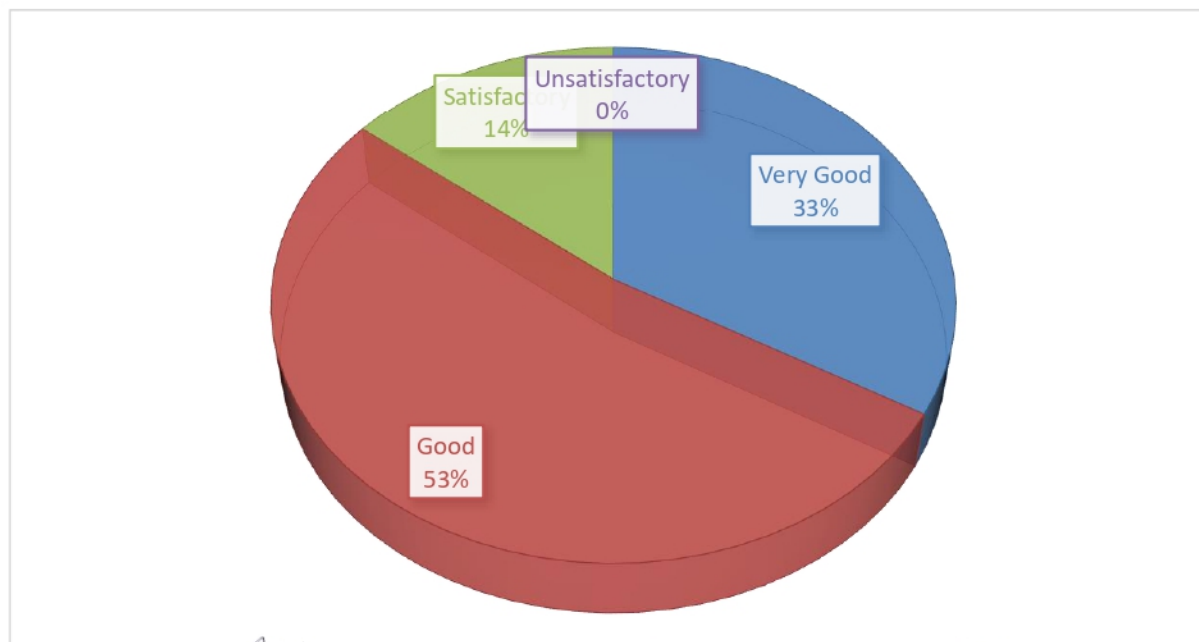
ALUMNI FEEDBACK

Table 7: Satisfied with faculty initiative.

			Faculty initiative				Total
			Very Good	Good	Satisfactory	Unsatisfactory	
YEAR	2022-2023	Count	7	11	3	0	21
		%	33.33%	52.38%	14.29%	0.00%	100%

ALUMNI FEEDBACK

Chart 7: Satisfied with faculty initiative.



[Signature]
NAAC Co-Ordinator
U.E.S. Mahila Mahavidyalaya
Solapur.



[Signature]
I/c. Principal
U. E. S. Mahila Mahavidyalaya,
Solapur.

ALUMNI FEEDBACK ANALYSIS REPORT



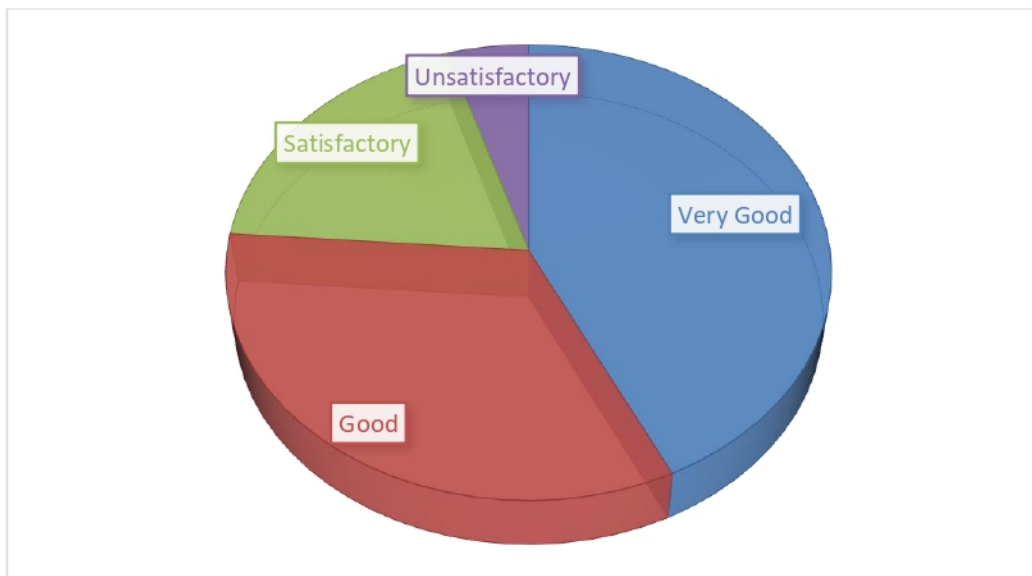
UNION EDUCATION SOCIETY'S
MAHILA MAHAVIDYALAYA, SOLAPUR
ALUMNI FEEDBACK

Table 8: Satisfaction for action plan for Implementation of Curriculum.

		Action plan for Implimentation of Curriculum				Total	
		Very Good	Good	Satisfactory	Unsatisfactory		
YEAR	2022-2023	Count	9	7	4	1	21
		%	42.86%	33.33%	19.04%	4.77%	100%

ALUMNI FEEDBACK

Chart 8: Satisfaction for action plan for Implementation of Curriculum.




NAAC Co-Ordinator
U.E.S. Mahila Mahavidyalaya
Solapur.




I/c. Principal
U. E. S. Mahila Mahavidyalaya,
Solapur.

ALUMNI FEEDBACK ANALYSIS REPORT



UNION EDUCATION SOCIETY'S MAHILA MAHAVIDYALAYA, SOLAPUR

ALUMNI FEEDBACK

Table 9: Satisfaction with ICT based Teaching.

			ICT based Teaching				Total
			Very Good	Good	Satisfactory	Unsatisfactory	
YEAR	2022-2023	Count	5	10	6	0	21
		%	23.81%	47.62%	28.57%	0.00%	100%

ALUMNI FEEDBACK

Chart 9: Satisfaction with ICT based Teaching.




NAAC Co-Ordinator
U.E.S. Mahila Mahavidyalaya
Solapur.




I/c. Principal
U.E.S. Mahila Mahavidyalaya,
Solapur.